

FOR FUND DISTRIBUTORS AND PROFESSIONAL INVESTORS ONLY

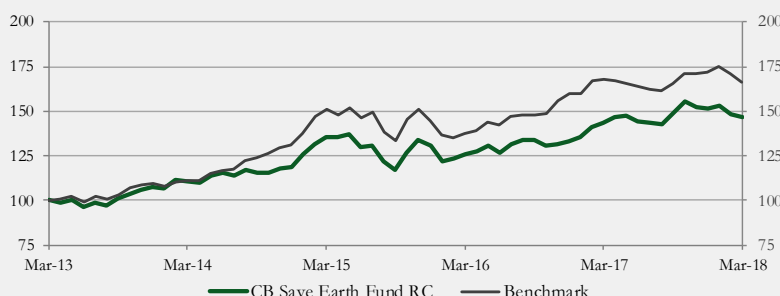
# CB SAVE EARTH FUND

31 March 2018

## Strategy

CB Save Earth Fund (SEF) is a long-only equity fund with a focus on companies active within cleantech, renewable energy and water management. The fund aims to achieve long-term capital growth mainly through investment in equities represented in the Cleantech Index, WilderHill New Energy Global Innovation Index and S&P Global Water Index and through actively managed equity funds and ETF:s. The geographical exposure is mainly towards Europe, North America and Asia. The fund is actively managed with a concentrated portfolio and investments are done on a long-term basis. The fund management is subject to an ethical framework and the UN Principles for Responsible Investments, UN PRI.

## Historical Performance (5 yrs, EUR)\*



\*Monthly data, \*\*Daily data, \*\*\*Swedish Fund Carbon Intensity (ton CO<sub>2</sub>e/MSEK), as of 2018-03-31

## Overview

<b>Fund Inception Date</b>	9 June 2008
<b>Fund Size (m€)</b>	40
<b>Number of Holdings</b>	41
<b>Benchmark</b>	MSCI World Net
<b>Portfolio Managers</b>	Carl Bernadotte Marcus Grimfors Alexander Jansson

## Key Ratios (5 yrs)\*\*

	SEF RC	Benchmark
Standard Deviation (%)	10.31	12.97
Sharpe (0%)	0.77	0.82
Max Drawdown (%)	-19.25	-21.81
Beta	0.43	
Alpha, % p.a.	3.35	
Consistency (%)	51.57	
Tracking Error (%)	11.34	
Information Ratio	-0.24	
Active Share (%)	98.18	
Carbon Intensity***	33.65	24.15

## NAV and Performance (%), EUR)

NAV per unit:	RC: 16.07	IC: 15.90	ID: 10.06	Annualised					
Share class/index	YTD	1 mth	1 yr	3 yrs	5 yrs	Fund incep.	2015	2016	2017
<b>SEF RC</b>	-2.90	-0.92	2.23	2.64	7.97	4.96	9.89	1.95	13.28
<b>SEF IC</b>	-2.75	-0.93	2.78	3.19	8.53	-	10.49	2.50	13.86
<b>Benchmark</b>	-3.61	-2.99	-1.22	3.20	10.66	8.24	10.42	10.73	7.51

Inception date: 9 June 2008 (RC); 8 February 2013 (IC); 12 June 2014 (ID)

## Top 10 Holdings

Company	Environmental Sector	% of AUM
Xylem	Water	5.4
Danaher	Water	4.6
Roper	Water	4.1
Idex	Water	4.1
Ansys	Cleantech	4.0
Pentair	Water	3.9
Aalberts Industries	Water	3.6
ABB	Cleantech	3.6
Veolia Environment	Water	3.6
Halma	Water	3.2
<b>Total</b>		39.9

## Fund Information

<b>Investment manager</b>	CB Asset Management AB
<b>Domicile</b>	Luxembourg
<b>Mgmt company/Custodian</b>	SEB Fund Services /SEB S.A.
<b>Auditor</b>	PricewaterhouseCoopers S.á.r.l
<b>UCITS</b>	Yes
<b>Liquidity/NAV/Currency</b>	Daily/Daily/EUR
<b>ISIN/Bloomberg</b>	RC: LU0354788688 / CBSVERC LX IC: LU0354788506 / CBSICAE LX ID: LU1053083884 / CBIDLUX LX
<b>Swedish Pensions Agency</b>	RC: Fund nr 976506 (M/E-labeled)

### For more information:

CB Asset Management AB  
Strandvägen 5B  
SE-114 51 Stockholm

### Telephone

+46 (0)8 566 133 10

### E-mail

info@cbfonder.se

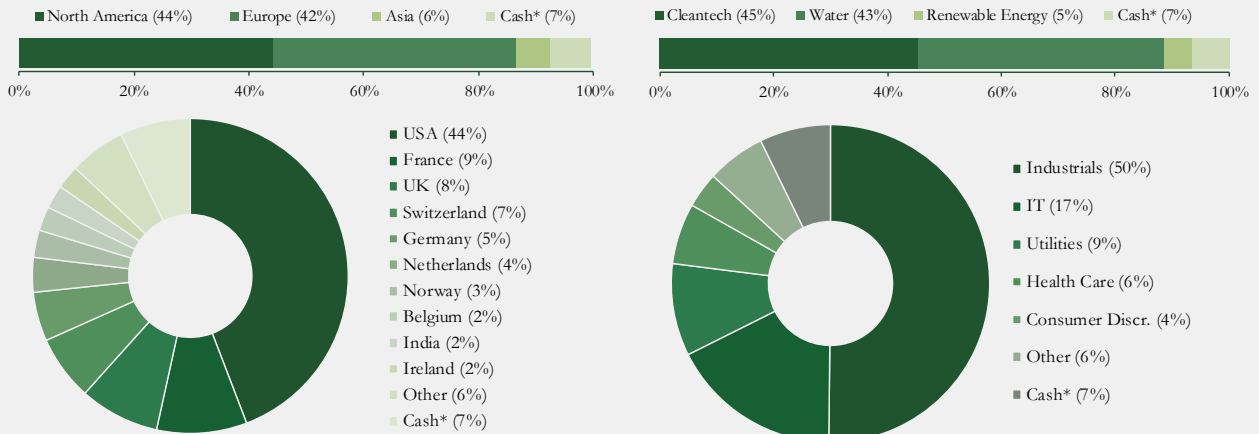
### Website

www.cbfonder.se

# CB SAVE EARTH FUND

31 March 2018

## Region and Sector Breakdown



\*Including cash in underlying fund(s)


## Distribution

The fund has two accumulating share classes (RC and IC) and one distributing share class (ID). In November each year share class ID (LU1053083884) pays a dividend to its shareholders amounting to 6% of the NAV of that share class as of 31 October. In November 2017 share class ID paid a dividend of 0.68 EUR per share.

## Investment and Fees

Share Class:	RC	IC & ID
Management Fee:	1%	0.5%
Performance Fee:	No	20% on return > MSCI World Net
High-Water Mark:	N/A	Yes, eternal and collective from share class inception
Subscript./Redempt. Fee:	0%/0%	IC: 0%/0% ID: 0%/1%
Minimum Investment:	No	€500 000

## Risk and reward profile



The units of SEF are classified in category 5 because the value of the unit may be subject to high variations and consequently the risk of loss and the opportunity of gain may be high. The risk category for this unit class was calculated using historical data. The risk category may not be a reliable indicator of the unit class's future risk profile. The risk category shown is not guaranteed and may change over time. The seven-category scale is complex, for example 2 is not twice as risky as 1. The gap between 1 and 2 might not be the same as the gap between 5 and 6. A category 1 sub-fund is not a risk-free investment - the risk of losing your money is small, but the chance of making gains is also limited.

### Disclaimer:

Issued by CB Asset Management AB. It is intended solely to provide certain information (the "Information") about CB Save Earth Fund (the "Fund"). CB Asset Management AB has taken all reasonable care to ensure correctness and accuracy of the Information published in that Article, at the time of its publication.

Share prices and values may increase or decrease and investments are always associated with a risk of loss. Past performance is never a guarantee for future performance. The information provided in this report is what we to our knowledge believe are correct based on the information made available to us for the purpose of this document. No representation or warranty of any nature, express or implied, is made about its completeness, accuracy, reliability or suitability. Nothing contained in this document shall be deemed to constitute a financial, legal, tax or other advice of any kind and no information in this document shall constitute or deem to constitute a solicitation or an offer to purchase, or invest in, any financial products which are referred to on it.

The offering of the shares of the Fund is restricted in many jurisdictions and must not be marketed or offered in or to residents of any such jurisdictions unless such marketing or offering is made in compliance with applicable exemptions for the private placement of collective investment schemes and other applicable jurisdictional rules and regulations. It is the responsibility of every recipient to inform themselves and observe applicable regulations and restrictions in their jurisdiction.

Potential investors in the Fund should inform themselves of the applicable laws and regulations of the countries of their citizenship, residence or domicile and which might be relevant to the subscription, purchase, holding, conversion and redemption of shares in the Fund.

Should you wish to obtain further information on the Fund, please see <http://fundinfo.sebfundservices.lu/CBFund/>, where the Prospectus, the latest available annual and semi-annual reports, and the Key Investor Information Document (KIID) of the Fund are provided.